



SNAPSHOT HEALTH

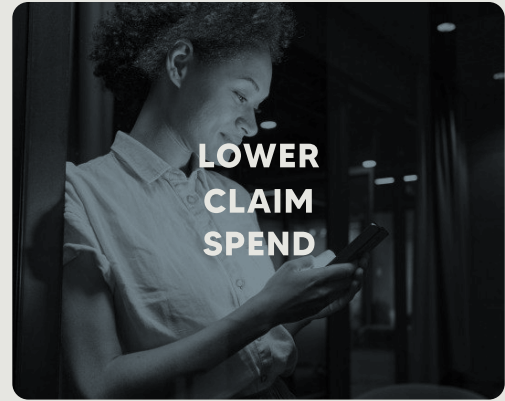
Fast + Easy On-Site Health Screenings



**ENGAGE
MORE
EMPLOYEES**



**IDENTIFY
RISKS
EARLY**



**LOWER
CLAIM
SPEND**



Boost engagement with video/text outreach



Results via personalized video walkthrough



Aggregate Health Report to guide wellness initiatives



Targeted steerage to care resources



The old way of doing screenings is over. Forget clunky portals and unread lab results. **Snapshot Health** delivers on-site biometric screenings with a modern twist: **Personalized lab results employees actually watch - and act on.** It's fast. It's smart. It's changing outcomes. Join the movement towards a healthier workforce today.

Included in Screening:

- BMI (Body Mass Index)
- Blood Pressure
- Cholesterol
- A1c
- Liver/Kidney Panel
- CBC (Complete Blood Count)
- Over 40 Total Health Factors

For more information:

John Brennehan

918-630-3466

jbrennehan@snapshot.health

Scan here to see a sample video:



Health Screenings

⇒ **SNAPSHOT HEALTH**

Ask John Brenneman for a demo:
918-630-3466
JBrenneman@snapshot.health



Why get a personal health screening?

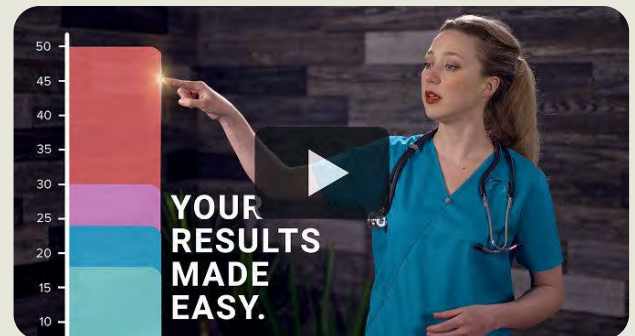
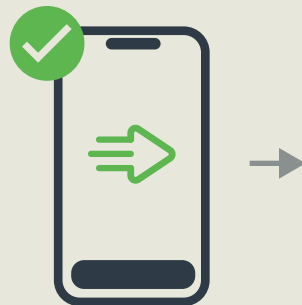
Receive a complete snapshot of your health in an easy to understand Personal Health Video. It will explain your results, risk of several medical conditions, and guidance for next steps. Early detection is the key to long lasting health. Knowledge is power.

Benefits of Snapshot Health

- No app to download
- Easy sign up
- Secure/private


Results and results video are delivered quickly and securely over text.

Don't forget to bring your phone to your appointment



Included in the screening:

- Height, Weight, BMI
- Systolic Pressure, Diastolic Pressure
- Tobacco use
- LDL, HDL, Ratio of Cholesterol to HDL
- Triglycerides
- Very Low Density Lipoproteins
- Sodium
- Potassium
- Chloride
- Carbon Dioxide
- Blood Urea Nitrogen (BUN)
- Calcium
- Glucose
- Hemoglobin A1c (HbgA1c)
- Thyroid Stimulating Hormone
- Albumin
- Total Protein
- Globulin
- Alk Phosphate
- ALT & AST (SGPT, SGOT)
- White Blood Cells
- Red Blood Cells
- Nucleated Red Blood Cells
- Hemoglobin
- Iron
- Platelets (PLT)
- PSA Prostate Specific Antigen



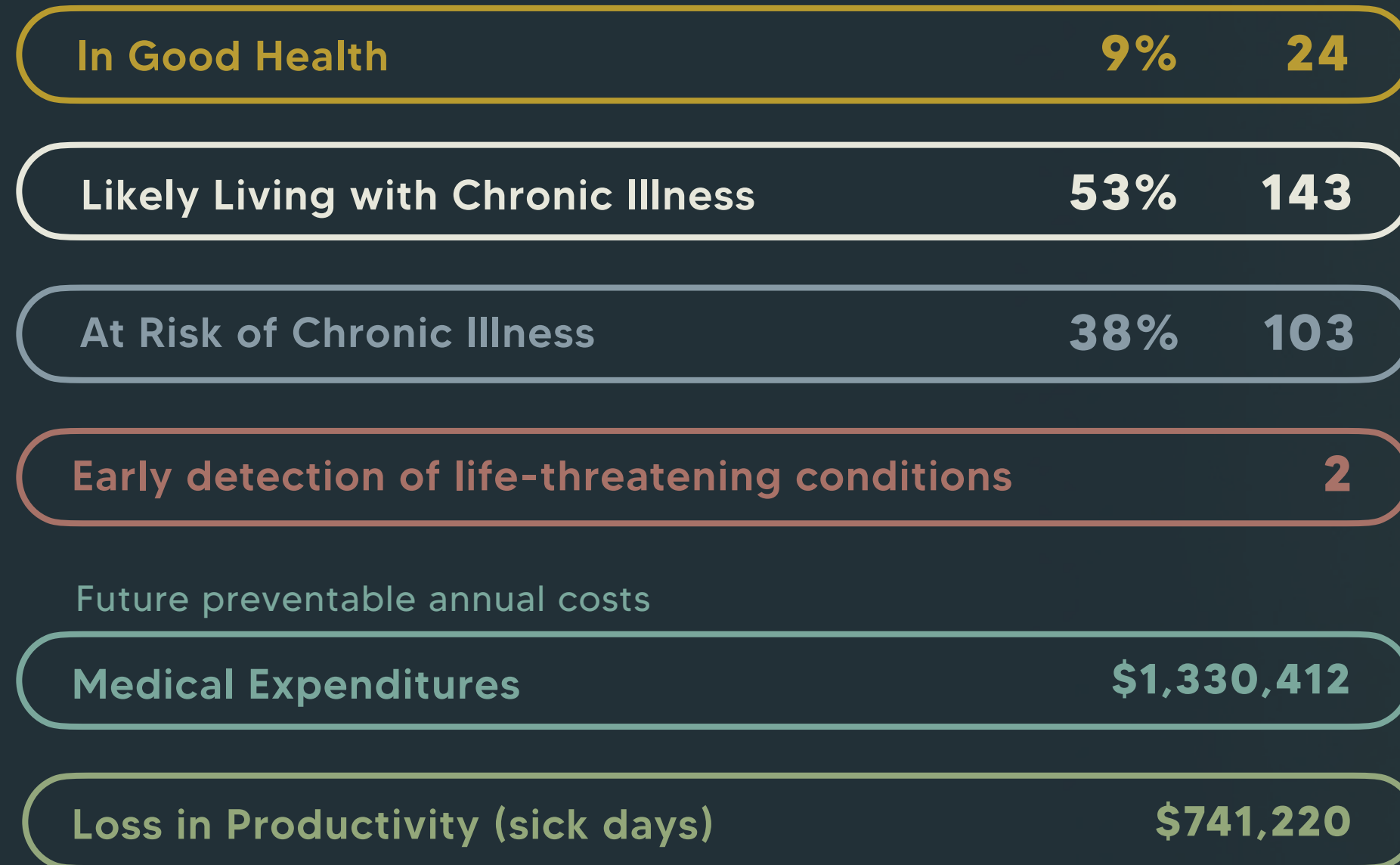
SNAPSHOT HEALTH

2024 HEALTH REPORT
COMPANY NAME

Overall Health Opportunity

Detecting, preventing, delaying, and/or treating any chronic illnesses boosts the physical, emotional, and financial well-being of a population. The two areas with the highest opportunity for improvement are **Blood Pressure** and **BMI**.

Out of **270** total participants:



28% Have primary care provider

12% Visit PCP annually

68% Satisfied with current Health Plan

22% Diabetes RISK

91% Non-smokers

Health Engagement

Sundae Smith Sundae@snapshot.health


	Participation (blood draws)	Eligible Lives
Employee	200 68%	292
Dependants	70 60%	116
Combined Total	270 66%	408
"Count me in" button tap	221 54%	408



Out of 270 total participants

Viewed Personal Health Video	94%	253
------------------------------	-----	-----

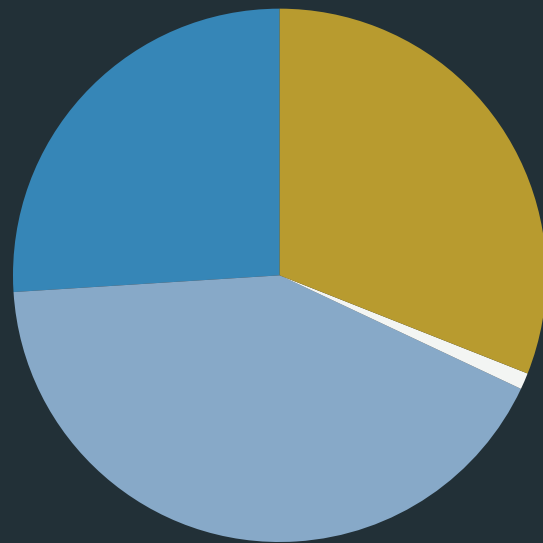
Spreading awareness is a proactive step in promoting a culture of wellness within the company. 94% of people who were screened engaged with their video results. Being aware of conditions and educated on prevention tools can avert 70% of chronic health conditions. (CDC)





Blood Pressure

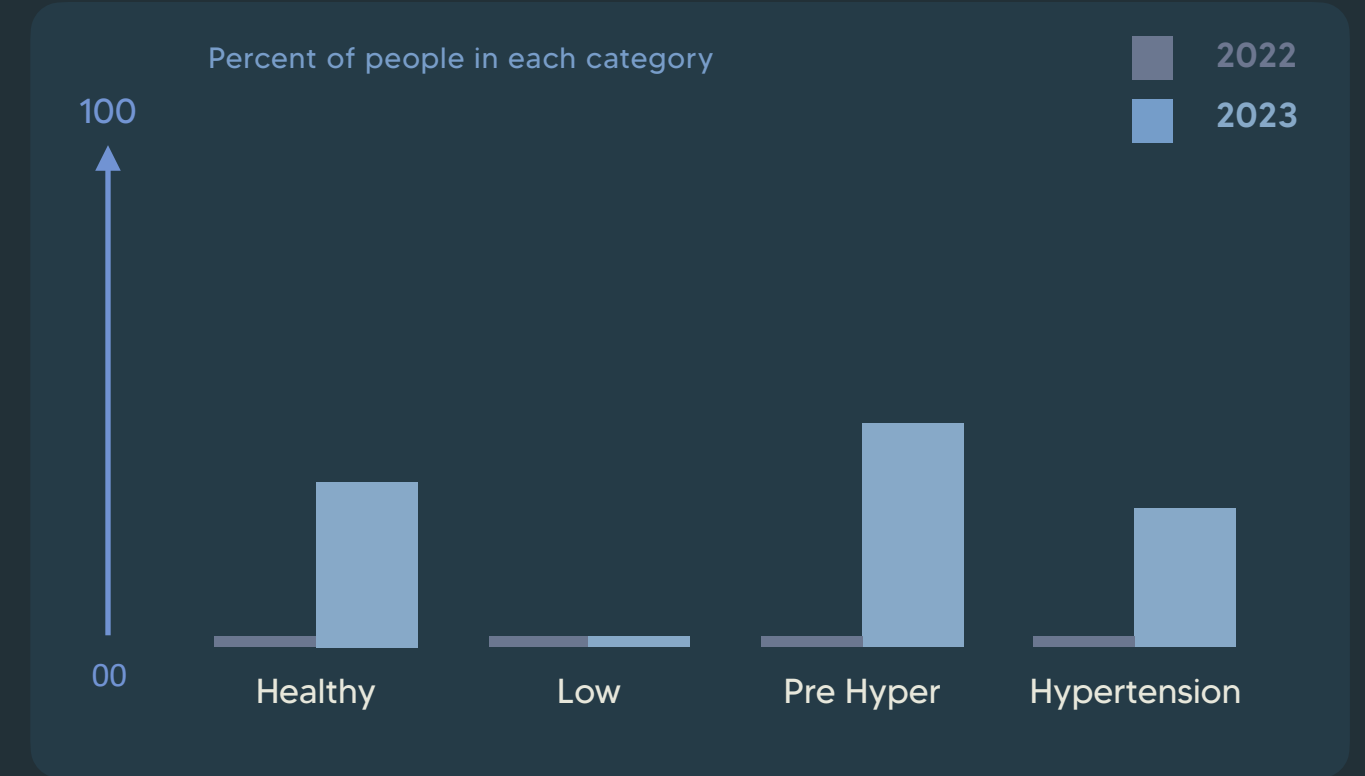
Sundae Smith Sundae@snapshot.health



2023

18% Healthy
1% Low
42% Pre Hyper
26% Hypertension

Group	Avg. BP
Total 2023	122/82
Over 40	124/82
Female	116/77
Male	126/85



Out of 269 total participants

Healthy Blood Pressure **31%** **84**

Low Blood Pressure **1%** **2**

Total Pre Hypertension **42%** **114**

Total Hypertension **26%** **69**

Future preventable annual costs related to hypertension:

Medical expenditures **\$214,122**

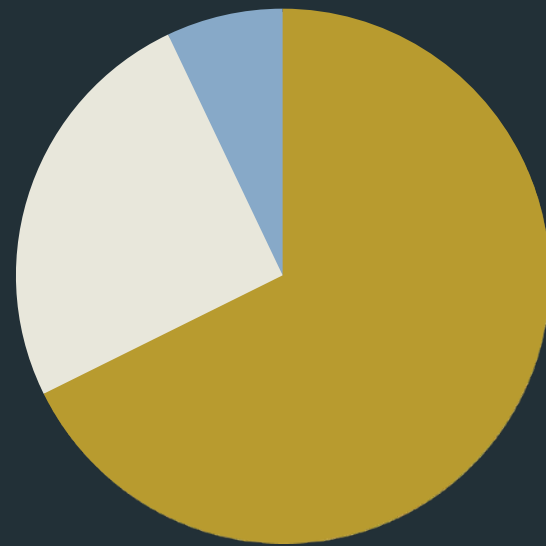
Based on additional medical expenditures PER PERSON annually with hypertension: **\$1,878**

Loss in productivity **\$232,421**

Based on loss in productivity cost per employee annually with hypertension: **\$2,834**

Cholesterol

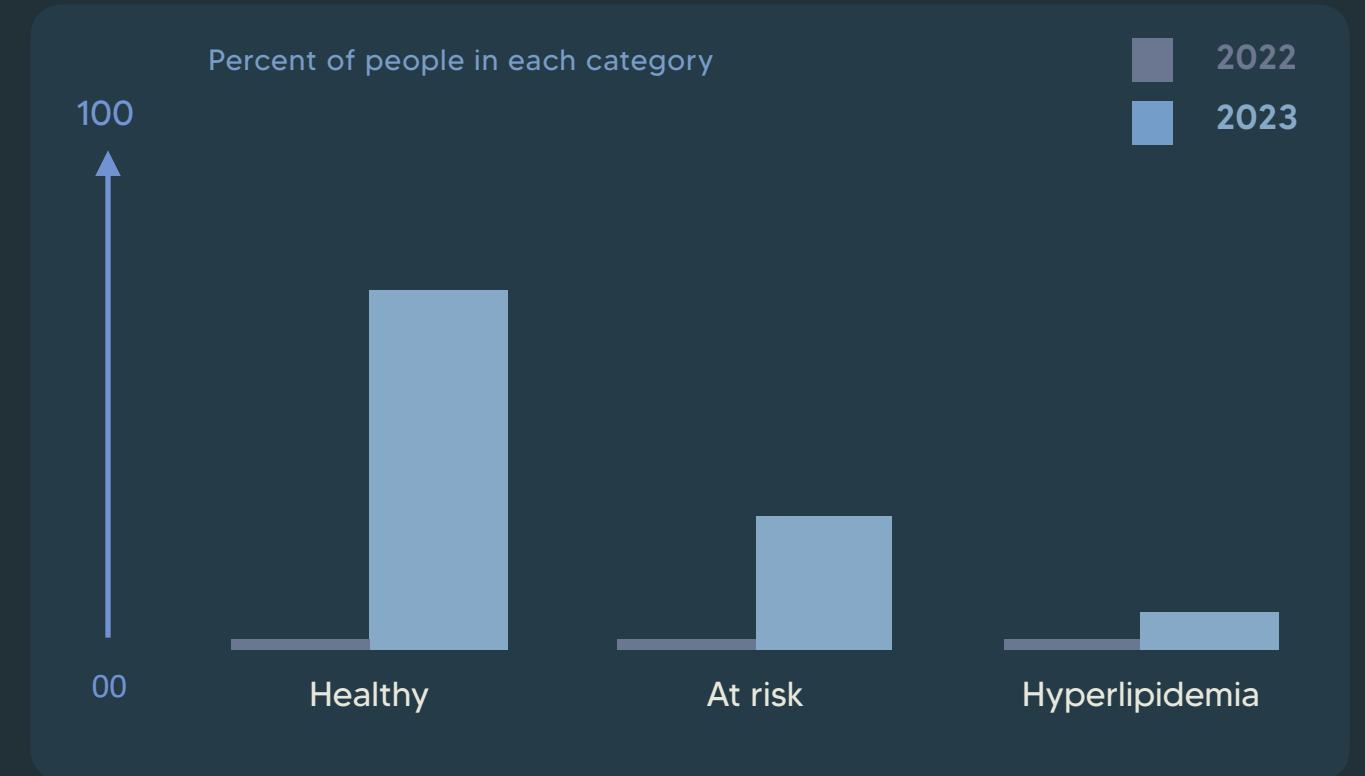
Sundae Smith Sundae@snapshot.health



2023

67% Healthy
23% At risk
9% Hyperlipidemia

Group	Avg. Cholesterol
Total 2023	185
Over 40	193
Female	190
Male	182



Out of **270** total participants

Healthy Cholesterol	67%	181
At Risk Cholesterol	25%	67
Living with Hyperlipidemia	7%	20

Future preventable annual costs related to hyperlipidemia:

Medical expenditures **\$99,207**

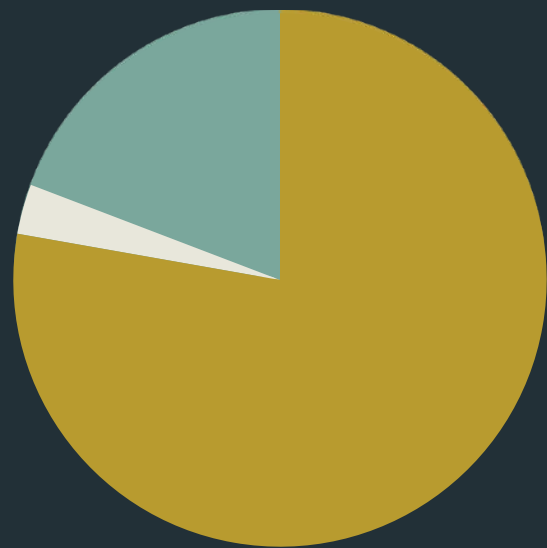
Based on additional medical expenditures PER PERSON annually with hyperlipidemia: **\$1,481**

Loss in productivity **\$60,251**

Based on loss in productivity cost per employee annually with hyperlipidemia: **\$1,181**

Blood Sugar

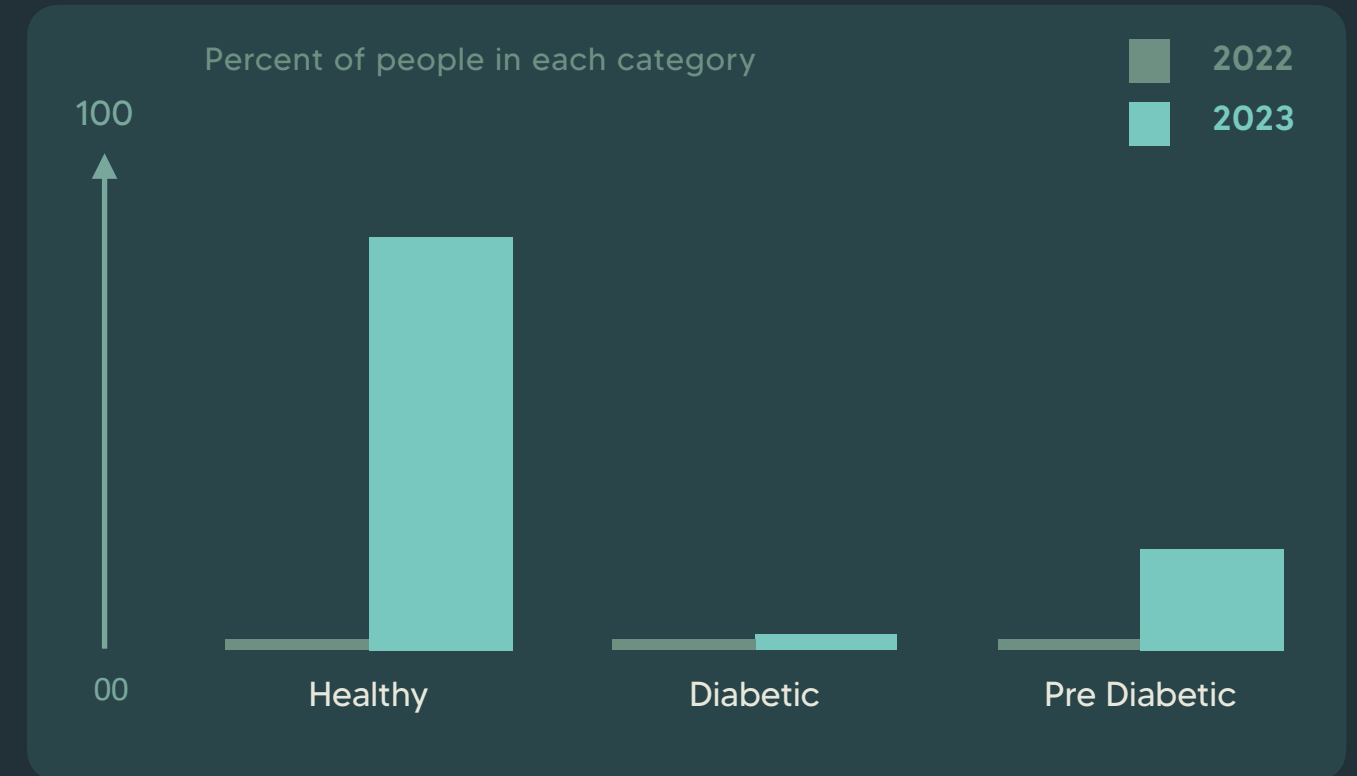
Sundae Smith Sundae@snapshot.health



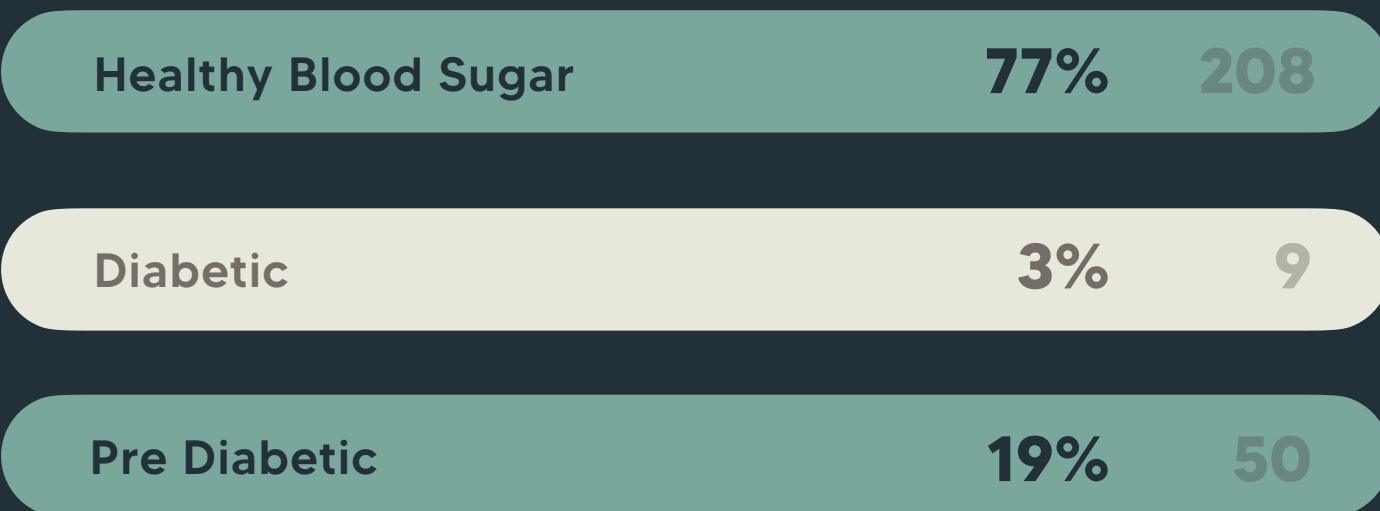
2023

68% Healthy
6% Diabetic
25% Pre Diabetic


Group	Avg. A1c
Total 2023	5.5
Over 40	5.6
Female	5.4
Male	5.5



Out of **270** total participants



Future preventable annual costs related to diabetes:



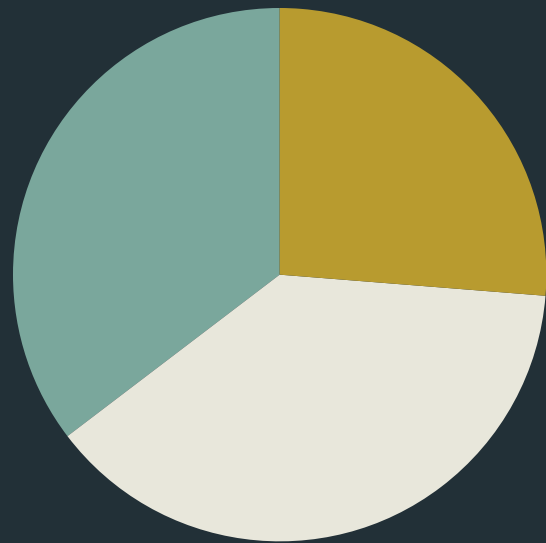
Based on additional medical expenditures PER PERSON annually with diabetes: **\$11,887**



Based on loss in productivity cost per employee annually with diabetes: **\$7,410**



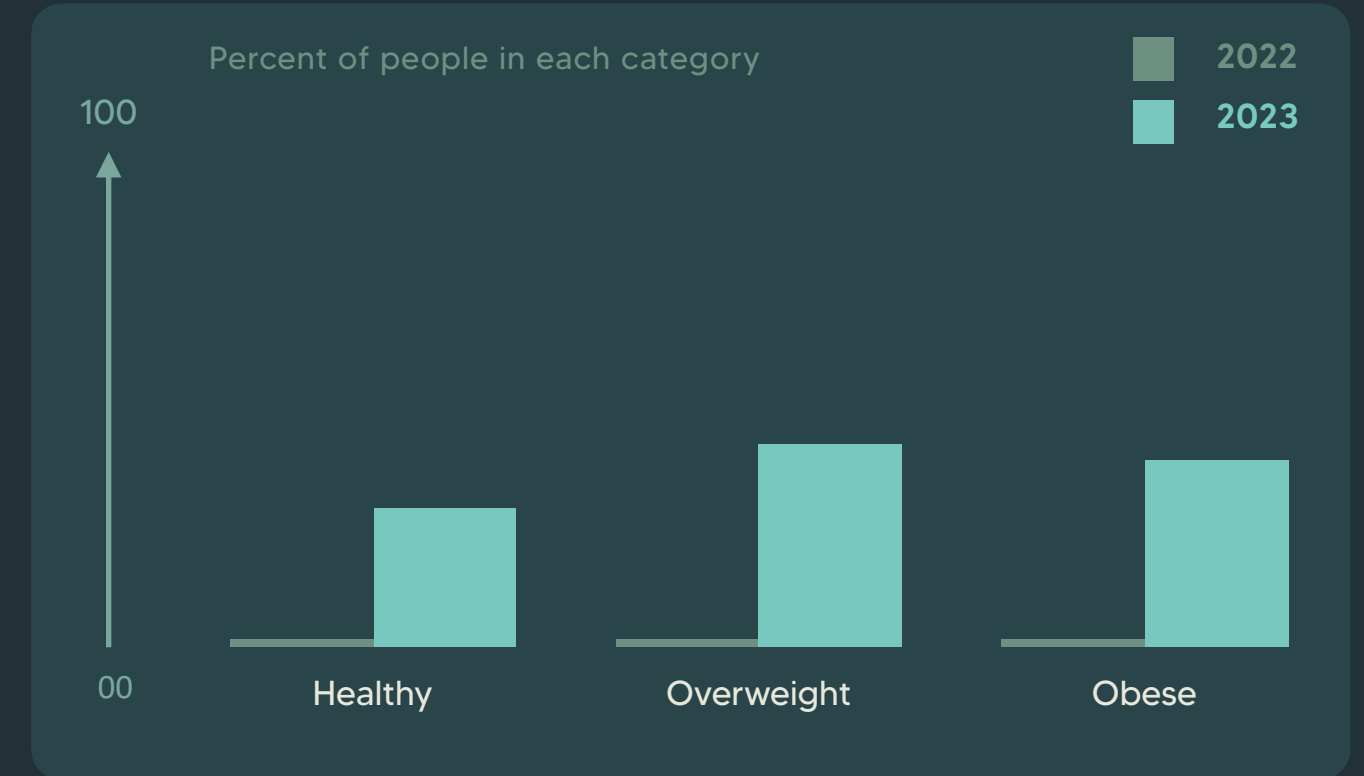
Body Mass Index



19% Healthy
38% Overweight
43% Obese

2023

Group	Avg. BMI
Total 2023	28.8
Over 40	29.7
Female	27.7
Male	29.4



Out of **276** total participants

Obese	35%	97
Overweight	38%	104
Healthy Body Weight	26%	73
Underweight	1%	2

Future preventable annual costs related obesity:

Medical expenditures **\$121,970**

Based on additional medical expenditures PER PERSON annually with obesity: **\$2,103**

Loss in productivity **\$78,048**

Based on loss in productivity cost per employee annually with obesity: **\$520**

A person stands on the peak of a large, dark rock formation, with their arms outstretched horizontally. The background consists of a vast, hazy landscape with rolling hills and mountains under a cloudy sky. The overall color palette is muted, with various shades of blue and grey.

Thank you for choosing Snapshot Health.



**SNAPSHOT
HEALTH**